



## Learning Environment policy

<b>Document Number:</b>	<b>OAK113</b>
<b>Version Number:</b>	<b>1</b>
<b>Responsibility:</b>	<b>Headteacher</b>
<b>Date Reviewed:</b>	<b>Spring 2024</b>
<b>Admin Use</b>	
<b>Approval Date:</b>	<b>06/03/24</b>
<b>Approval Meeting:</b>	<b>OLGB 24Sp2</b>
<b>Scheduled Review Date:</b>	
<b>Scheduled Review Meeting:</b>	<b>OLGB 25Sp2</b>

# Change Log:

No changes recorded.

## Learning Environment Policy

At Oakfield Primary School we believe that having a welcoming and vibrant environment supports pupils in their learning. Displays are an effective way of sharing learning as well as celebrating pupil achievement and providing learning support.

The physical learning environment we provide for children has a direct impact on learning. It gives children a clear message about how we value them and how we value learning and support independence. It is important that classrooms are organised, tidy and clearly labelled so that pupils and adults working in the class can access resources easily and move around the environment safely.

The learning environment should be welcoming and should cater for all learners and their individual learning needs. Colours should be carefully considered for 'low arousal' and fonts used should be dyslexia friendly e.g. Arial, Comic Sans, Verdana, Tahoma


### **The school's aims for the learning environment are:**

- To value and enhance children's work
- Reflect the vision and aims of the school towards excellence
- To celebrate achievement
- To increase children's self-esteem and pride in their work
- To motivate children by setting high standards to which they can aspire
- To create a stimulating teaching and learning environment
- To encourage aesthetic awareness and a positive attitude to our school environment
- To arouse curiosity, pose questions and stimulate enquiry
- To reflect and value different levels of achievement and cultural backgrounds

### Classroom displays

Classrooms displays should include the following:

- Reading
- Writing learning wall
- Maths learning wall



Evolving resource which supports children with their current learning. It should engage children during lessons allowing them to seek support independently.

### **Reading** working walls should include:

- A copy of the VIPERS relevant to your KS
- A copy of the front cover of the book you are reading
- Examples of learning to support the VIPERS

### **Writing** working walls should include:

- KS1 - A copy of the book you have made from the T4W text
- Our focus is....

- Evidence of your hook
- Modelled examples of apprentice pieces
- Everyday symbols relevant to the focus for your year group
- Spelling/Phonics group boards with weekly focus
- Washing lines will also show the T4W process as it is taking place

**Maths** working walls should include:

**Current learning** with visual images

- Our focus is...
- Vocabulary for the topic
- KIRFS
- Questions relating to the learning
- A relevant number line

**Topic** board to show the current learning taking place within Foundation Subjects to include KWL grid, topic launch activities, key vocabulary, visitors/trips, examples of children's work, topic celebration.

**Science** board with key vocabulary, the planning triangle, evidence of children investigating to answer a scientific question

**RE** board with the symbol of the religion and key vocabulary

- A **Wow board** to celebrate children's learning (outside classrooms in KS2)
- **Visual timetable** of the school day (cards will be the same across the school. In KS2 you may wish to add clocks alongside it to show the time each lesson starts)
- **Bubble Time** bubble with a clearly labelled peg for each child
- The **school rules** signed up to by the children (you may have a class charter)
- You may wish to have a PSHE board if your room has space
- PSHE and PE books should be easy for children and adults to access
- A **bookcase** with books chosen for the year group and a display of topic books (Debbie Lailey will source books from the school library)

### Expectations

- All surfaces will be free from clutter
- Boards will be backed and double bordered.
- Displays will be clearly labelled e.g. English, Maths, name of topic using individual cut out letters which will be backed on a colour. All middle of letters should be cut out (<https://instantdisplay.co.uk/alphabetsets.html>)
- Work will be mounted (or printed to appear mounted) with at least a half centimetre mount to reflect the quality and importance we attach to presentation.
- Care should be taken to ensure lines and angles are neat and accurate – staff should use a guillotine where possible
- Some displays should be interactive, including items for the children to investigate and questions to answer.
- Photos are used to show the process as well as celebrating the children at work.
- Where possible, 3D objects should be on display as well as images and photographs.
- Handwritten labels should be evident on some displays (following the schools handwriting script) as a good model of presentation for the children.
- Cupboard tops may be used to support a learning display but these should be clearly labelled and kept free of any clutter.
- All topic displays should be re-backed ready for the start of the next half term.
- Tools to support learning will be kept tidy and accessible to children, this may include caddies on tables for pencils/pens/wordmats and maths caddies

### Class doors


Each classroom door will need to display a photograph of their class Ambassadors.

Displays around school are used to inform and inspire children, parents, carers, governors, teachers and visitors to the school. They will show what Oakfield is all about, celebrate achievement and show examples of excellence in learning. The same expectations as classroom displays will apply.

Staff should ensure that resources are used correctly for their own safety. Staple guns and removers should not be used by children.


**It is everyone's responsibility to keep displays in good working order, e.g. if you see a border hanging off, please fix it straight away even if the display was put up by another member of staff.**

## Reading




## Everyday symbols






Washing line to show T4W process

## Maths



## Topic



Tidy and clutter free desk

