

Welcome to my book!

Dear parents, adults and visitors,

Our books have lots of different things in them. We hope this page will help to explain some of the things you see. These expectations help us to ensure there is consistency in our school.


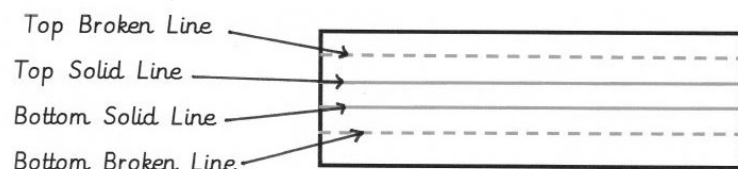
Layout - How we set out our learning

- **New day, new page**
 - We use a new page to show a change in date.
 - If our writing is written over a few days, we will write the short date in the margin and continue.
- **All our learning is dated**
 - We use the long date in our writing books - *Monday, 1 September 2023*
 - We use the short date in our other books - *01.09.23*
- **DUMLUM helps us remember how to start learning in our books ...**
 - **D**ate / **U**nderline / **M**iss a line / **L**earning Intention or title / **U**nderline / **M**iss a line.

Presentation - How our learning should look

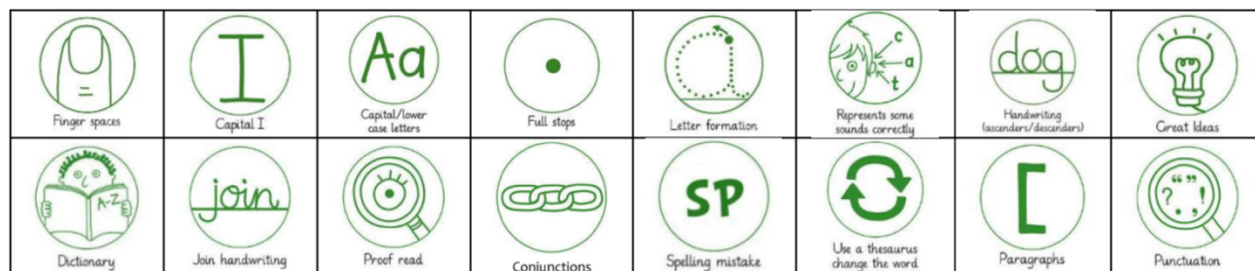
- We write in **sharp** pencil ...
 - Unless we have a pen.
- We write in **blue** pen if we're given one.
 - Teachers will give blue pens out when our presentation is consistently strong.
- We use **rulers** and **pencils** when drawing straight lines ...
 - To underline.
 - To cross out.
 - When drawing boxes.
 - When we make a mistake, we cross it out with a ruler and pencil.

Handwriting Guides



ESDs - "Every single day"

- These remind us what to include in our writing and are therefore expected every single day.
- We have flaps in the back of our books if we need a reminder.



Marking & Feedback

- **Pink for positive**
 - ✓ This shows something is great.
 - VF This shows I talked with my teacher about my learning successes.
- **Green for growth**
 - . This shows an error.
 - Δ This shows my teacher has given me a challenge to complete.
 - VF This shows I talked with my teacher about errors in my learning.
 - We also use green as much as possible when we are making corrections that have been pointed out to us.
- **Purple for polishing**
 - 'Purple Polishing Pens' show where we have made something better as part of our lessons.

Stickers

- **Blue stickers** are 'cold writes' and show writing before a unit of learning, this helps teachers to plan their lessons.
- **Red stickers** are 'hot writes' and show writing at the end of a unit of learning.
- **Silver Star Stickers** show us learning teachers are proud of.
- **Gold Star Stickers** show us where a piece of learning has been nominated for a headteacher's award!
- **'See me' stickers** in our books tell us when we need to show our learning to another adult in school. This is so that they can see everyone's books over the year, talk to us about what is going well and support us to know what our next steps are.